

RELATIVE RISK:



Risk level 1 does not mean risk free, it means the lower risk option for the relative time horizon. For more information, please refer to the risk section on page two of the document.

DESCRIPTION:

The portfolio is designed for an investor prepared to take on a moderate amount of risk in the hope of making a positive return on their initial outlay. Capital preservation is less important than in a cautious portfolio, meaning significant periods of loss are possible and the investor should be prepared to commit their money for a reasonable length of time in order to realise its potential.

The portfolio's significant equity exposure is likely to be the main driver of returns. These are mainly blue chip companies listed on UK, US, European and Japanese stock exchanges. In favourable markets these will be the main driver of returns. It may also have limited exposure to the specialist area of emerging markets.

It is important for investors at this risk level to hold a range of assets to diversify as much risk as possible without sacrificing growth potential. This is why a portion of the portfolio is invested in bonds. These provide steady returns and help to provide protection in falling equity markets. The portfolio may include some exposure to absolute return funds and ultra-defensive money market funds if this is appropriate. The strategy should lead to sustained growth rates, although there are likely to be bumps along the way.

FUND LIST:

Name	Weighting
Premier Miton Tellworth UK Select	2.50%
iShares UK Gilts All Stocks Index	12.00%
Royal London UK Government Bond	12.00%
Man Sterling Corporate Bond Fund	8.00%
Nomura Global Dynamic Bond	4.00%
PIMCO GIS Global Bond ESG	4.00%
Vanguard UK Short-Term Investment Grade Bond Index	3.50%
HSBC S&P 500 Equal Weight Equity Index	10.50%
Fidelity European	9.00%
HSBC American Index	8.00%
GQG Partners U.S. Equity	6.00%
Vanguard Japan Stock Index	5.50%
BNY Mellon US Equity Income	5.00%
GMO Quality Investment	3.00%
Royal London Short Term Money Market	3.00%
Man Income Fund	2.00%
Royal London Sustainable Leaders Trust	2.00%

PAST PERFORMANCE OVERVIEW (NET OF PORTFOLIO COSTS):



DISCRETE PERFORMANCE TO LAST QUARTER END:

Period	0-12 Months	12-24 Months	24-36 Months	36-48 Months	48-60 Months
Portfolio	3.20%	10.05%	-6.32%	7.29%	16.96%
IA Mixed Investment 40-85% Shares	3.33%	10.16%	-4.54%	5.23%	26.44%

Past performance is not a guide to future performance and may not be repeated. The value of investments and the income from them may go down as well as up and investors may not get back the amount originally invested. History prior to April 2024 is synthetic history, it has been calculated using investments that were available at the time and would have been chosen for inclusion in this portfolio had it been running. All figures are calculated on a bid to bid total return basis in GBP, is net of fund fees and includes FE's charge of 0.19%. Data from FEfundinfo 2025.

CUMULATIVE PERFORMANCE TO LAST MONTH END:

Period	3 Months	6 Months	1 Year	3 Years	5 Years
Portfolio	-5.50%	-0.98%	2.83%	7.52%	24.67%
IA Mixed Investment 40-85% Shares	-5.43%	-1.02%	2.94%	9.81%	33.22%

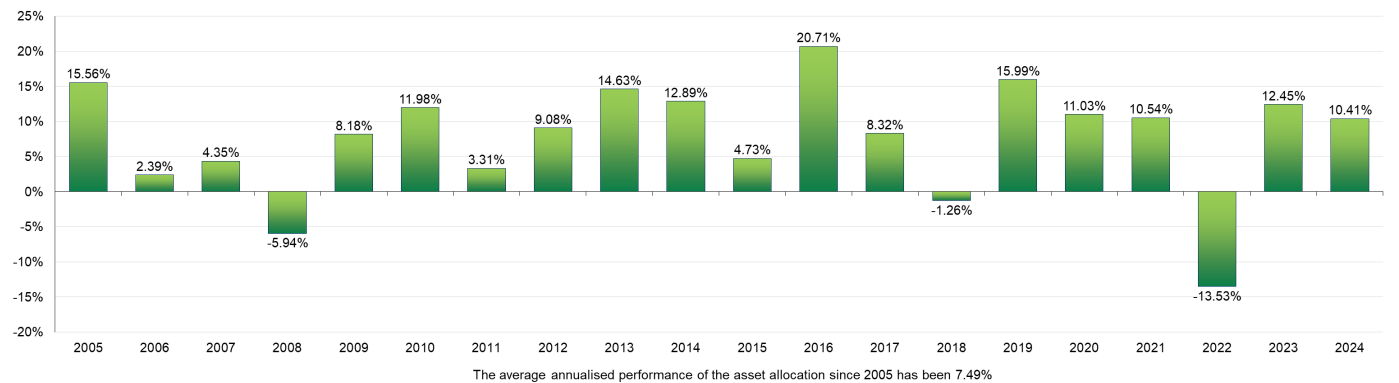
Past performance is not a guide to future performance and may not be repeated. The value of investments and the income from them may go down as well as up and investors may not get back the amount originally invested. History prior to April 2024 is synthetic history, it has been calculated using investments that were available at the time and would have been chosen for inclusion in this portfolio had it been running. All figures are calculated on a bid to bid total return basis in GBP, is net of fund fees and includes FE's charge of 0.19%. Data from FEfundinfo 2025

RISK ANALYSIS: (uses actual performance from inception in April 2024 and simulated history prior to this from May 2019)

Best Month:	7.19%	Best 6 Months:	12.52%
Worst Month:	-6.87%	Worst 6 Months:	-12.35%

RISK ILLUSTRATION: (uses current strategic asset allocation over 20 years)

To provide a better impression of how the portfolio might be expected to perform over the longer term we have provided simulated data back twenty years. The data has been compiled by taking the portfolio's current strategic asset allocation, proposed by our actuaries as the most appropriate in order for the portfolio to deliver on its objectives over the length of investment. The asset allocation of the portfolio may differ slightly due to the nature of investing in active funds and the shorter term tactical positioning of the portfolio. Each asset class will be represented by a passive investment fund. The performance provides an illustration of how the current portfolio may have behaved, although historical positioning may have been different due to a variety of factors, including the input from our actuaries, the impact of fund selection and changes of asset allocation by the portfolio management team.



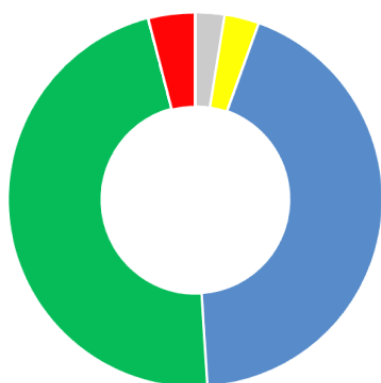
All information presented on this page is only illustrative of what has happened in the past, it should not be seen as a guarantee that losses will not exceed past levels. Past performance is not a guide to future performance and you may get back less than you originally invested.

WHAT IT COSTS:

Financial Instruments OCF: 0.39%	Financial Instruments Transactional Costs: 0.26%	
Investment Services: 0.19%	Third Party Payments: 0.00%	Total Cost of Investment: 0.84%

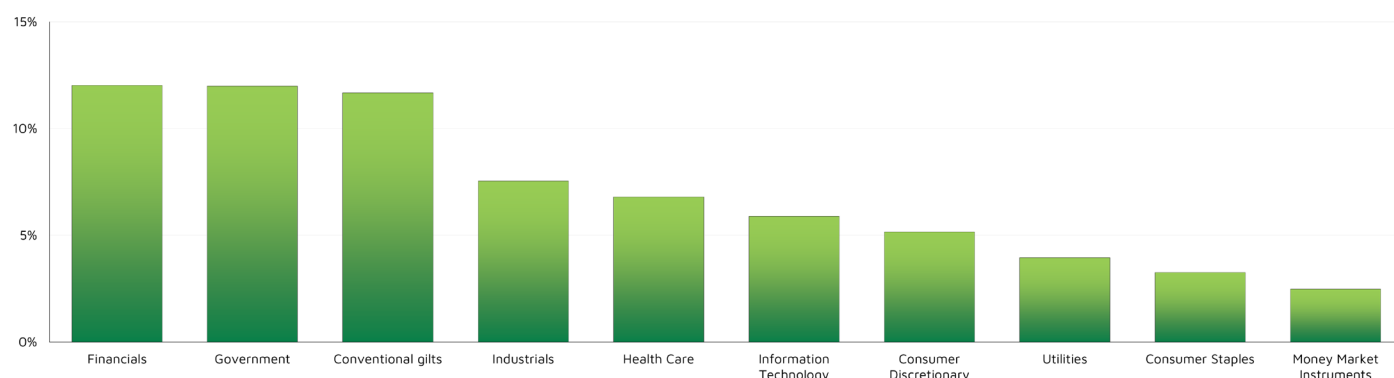
The Financial Instruments OCF refers to the underlying costs of managing the funds. Transactional costs refers to additional costs which this does not capture such as trading fees, investment research and foreign exchange fees. It also includes implicit costs that can have an impact on performance but are not charged directly to the end investor. The Investments Services charge is the cost of managing the portfolio. Other charges may apply that cannot be factored into this report, for instance platform charges. The charges represent the current maximum charges.

ASSET ALLOCATION:



Alternative Assets	2.50%
Money Market	3.00%
Fixed Income	43.50%
Global Developed Equity	47.00%
UK Equity	4.00%

TOP 10 SECTOR ALLOCATION:



WHAT YOU'RE INVESTED IN:

Premier Miton Tellworth UK Select

Weighting: 2.50%

The fund will seek to achieve returns that are in excess of one month SONIA interest rate, after fees, over a three-year rolling period, though there is no guarantee that it will do so. In addition, the fund aims for positive annual returns with lower volatility than the Deutsche Numis All Share Index. The fund uses a long/short investment approach where it can benefit from an increase in companies it invests in and can also benefit from the share price falling in stocks where it holds a short position. It typically invests in UK companies with a market cap greater than £500m and usually holds 40 long and 40 short positions. The fund aims to avoid being moved by macroeconomic factors and aims to be style and sector neutral.

Royal London UK Government Bond

Weighting: 12.00%

This fund invests almost exclusively in British government bonds. The managers compare their outlook for interest rates compared to the market to identify bonds which are under- or over-valued to identify buying opportunities. The portfolio is actively managed, as the managers adjust overall exposure to interest rate risk while at times also investing minor portions of the portfolio into high-quality corporate bonds, foreign government bonds and inflation-linked gilts.

iShares UK Gilts All Stocks Index

Weighting: 12.00%

This fund provides passive exposure to the FTSE Actuaries UK Conventional Gilts All Stocks Index and helps construct the fixed income portion of the portfolio. It has been chosen due to its exceptionally low costs compared to other passive funds and its ability to replicate the index as closely as possible. Gilts generally have a low correlation to other asset classes and this helps to increase the diversification levels of the portfolio.

Man Sterling Corporate Bond Fund

Weighting: 8.00%

The fund aims to generate outperformance in both rising and falling credit markets. It seeks 'deep value' opportunities in UK sterling investment grade corporate bonds. The manager screens potential investments to identify those trading at high discount to peers but the sustainability of cashflow. Credit selection is the core driver of returns for the strategy, and moves in interest rates are not expected to have as significant an effect. Up to 20% may be invested in sub-investment-grade rated debt. The fund has been added to complement exposure to other UK corporate bond exposure and US investment grade credit.

Nomura Global Dynamic Bond

Weighting: 4.00%

This fund invests across bond markets globally (on a currency-hedged basis), with limited restrictions. The manager combines ideas in a portfolio that reflects his views on the macroeconomic environment. The strategy uses derivatives and options to best manage some of the risks. The portfolio typically targets a yield of 3.5% to 5%. The fund has been added to bring balanced exposure to government and corporate bonds, including to European and emerging markets.

Vanguard UK Short-Term Investment Grade Bond Index

Weighting: 3.50%

This fund provides passive exposure to the Bloomberg GBP Non-Government 1-5 Year 200MM Float Adjusted Bond Index and helps construct the corporate bond portion of the portfolio. It has been chosen due to its low costs compared to other passive funds and its ability to replicate the index as closely as possible. The fund invests directly in a selection of the stocks to mirror the performance of the index. The fund has been added to maintain exposure to defensive assets while reducing exposure to the negative effect of rising interest rates.

Fidelity European

Weighting: 9.00%

The managers of this fund look for companies that are expected to grow their dividend on a three- to five-year time horizon. They target companies that have sustainable margins and a strong balance sheet, and fund their dividends through organic growth rather than by taking on high levels of debt. Each company in the investable universe will have a score based on the analysts' view, the liquidity of the stock and the risk associated with the name. The fund is benchmark-aware, with sector weights close to that of the benchmark, and position sizing is based on both conviction and the benchmark weight. The resulting portfolio is around 40 to 50 stocks that exhibit sustainable dividend growth.

GQG Partners U.S. Equity

Weighting: 6.00%

This fund aims for long-term capital growth by investing in high-quality, attractively-priced companies exhibiting competitive advantages. The fund invests in a concentrated portfolio of mainly US-listed companies, but it can have an allocation to other markets. The resulting portfolio seeks to manage the downside risk of equity investments while providing attractive returns to long-term investors over a full market cycle. The fund has been added as its dynamic investment style allows us to reach undervalued sectors within the broader index.

BNY Mellon US Equity Income

Weighting: 5.00%

The fund brings exposure to US large cap value stocks. Although it has significant exposure to financials it is well diversified and includes significant exposure to energy and healthcare sectors. Rather than relying on a small number of stocks with high dividend, all stocks in the portfolio are expected to make a contribution to overall dividend yield.

Royal London Short Term Money Market

Weighting: 3.00%

Cash is the safest and most defensive asset class available for use in the portfolios. Although the fund will offer little in terms of absolute performance it will provide substantial protection to the portfolio should there be a large market sell-off. The fund invests in short-term debt issued by companies with a term of 60 days or less and is one of five money market funds approved by FE Investments.

PIMCO GIS Global Bond ESG

Weighting: 4.00%

This fund invests in global government and high-quality corporate bonds and can also invest in emerging markets and lower quality 'high yield' bonds when the opportunities arise. Investment decisions are based on macroeconomic research produced in-house by one of the world's largest bond managers. The fund also uses credit research to identify companies with improving credit profiles. The fund is globally diversified but hedges all foreign currency exposures back to UK sterling.

HSBC S&P 500 Equal Weight Equity Index

Weighting: 10.50%

This is a newly launched UK-domiciled index fund that tracks the S&P 500 Equal Weight Thermal Coal Screened Index. The fund incorporates an equal weight index methodology, giving investors exposure to each company in the S&P 500 at approximately 0.2% weight per holding, regardless of market capitalisation. A primary benefit of the fund is its ability to mitigate concentration risks associated with US mega-cap stocks by offering greater diversification in US equity exposure.

HSBC American Index

Weighting: 8.00%

The fund provides passive exposure to the S&P 500 Index of large cap US companies and helps construct the global developed equity portion of the portfolio. It has been chosen because it provides low-cost exposure to US markets, which can prove difficult to beat using an active strategy. The fund replicates the index by holding all 500 stocks within it.

Vanguard Japan Stock Index

Weighting: 5.50%

This fund provides passive exposure to the MSCI Japan index and helps construct the global developed-equity portion of the portfolio. It has been chosen due to its exceptionally low costs compared to other passive funds and its ability to replicate the index as closely as possible. The fund does this by holding all (or substantially all) the stocks within the index. Japan generally has a low correlation to other equity markets and this helps to increase the diversification levels of the portfolio.

GMO Quality Investment

Weighting: 3.00%

The fund seeks to generate returns by investing in equities the managers believe to be of high quality. The managers believes that companies with an established track record of profitability and which have strong fundamentals are able to outgrow the average company over time and are therefore worth a premium price. The fund's uses both quantitative analysis and fundamental research to assess the relative quality and valuation to identify global companies with potential to grow over a long-term investment horizon while withstanding short-term volatility.

Man Income Fund

Weighting: 2.00%

The objective of this fund is to achieve a level of income above the FTSE All Share Index as well as producing some capital growth through investing, directly or indirectly, primarily in UK equities. It may also invest in equities of companies which derive a substantial part of their revenues from activities in the UK.

■ **Royal London Sustainable Leaders Trust**

Weighting: 2.00%

This fund focuses on investing in companies that have strong environmental, social and governance (ESG) qualities and offer potential for growth, as well as being relatively undervalued by the market. The team applies its rigorous, qualitative positive screening to identify companies that are actively seeking out better ways of producing goods and services for the benefit of society. The fund is distinguishable from its ethical peers, who focus predominantly on negative screening, in that the manager goes a step further and screens all 'ethical' companies to isolate those that are actively engaging in sustainable areas as well as those that operate in socially neutral areas, such as alcohol production, but which utilise responsible methods of production.

About FE Investments

FE Investments Portfolios: Our portfolios are a total investment solution designed to help advisers achieve their clients' investment objectives. Our investment team has produced a range of optimised portfolios that aim to maximise overall diversification between fund strategies.

Our approach to portfolio diversification is built on a deep analysis of the relationships between fund strategies. By taking this approach, we aim to find the best possible mix of funds that maximises the overall diversification of the portfolio. This strategy helps to reduce the total risk and allows greater market exposure for the same level of risk. Our portfolios are designed to offer growth and natural income models to cater to different investment objectives.

At FE Investments, we utilise an actuary to create an optimal asset allocation and risk reference that serves as a guide for portfolio construction. This approach allows us to create a portfolio that is designed to meet the specific needs of our clients, while also allowing us to find additional sources of diversification where we can.

We pride ourselves on our approach to portfolio diversification and investment management. Our portfolios are built using an approach developed internally by our investment team, which has been validated by Cass Business School. Our aim is to provide advisers with a range of optimised portfolios that are designed to help their clients achieve their investment objectives.

FE Investments Approved List: Our recommended list of funds undergoes initial quantitative screens using proven metrics such as Crown Ratings, Alpha Manager Ratings, and Group Award to remove behavioural biases and improve sell discipline.

The list is then subject to a qualitative overlay from a dedicated team of fund analysts who identify risks not seen in quantitative data, ensuring that every fund on the list is thoroughly vetted. The aim of the FE Investments Approved List is to create a truly diversified list of funds across investment styles, giving investors peace of mind knowing their portfolio is well-positioned for success.

Awards & Ratings For FE Investments



This marketing material is for general information only. It is not a recommendation to buy or sell any particular asset class, security or strategy. It does not contain all information an investor may require to make a decision. Investors who are unsure should speak to a financial adviser. Investors may get back less than originally invested.

Financial Express Investments Ltd, registration number 03110696, is authorised and regulated by the Financial Conduct Authority (FRN 209967). For our full disclaimer please visit <https://www.fefundinfo.com/legal-and-policies/financial-express-investments-limited-disclaimer/>